

Scaled data based on original data using
LM-79-08 Approved Method: Electrical and Photometric Measurements of Solid-
State Lighting Products

Test Report Prepared for
Cooper Lighting Solutions
(formerly Eaton)

Brand: STREETWORKS

Report Number: P382822

Luminaire Tested: **GAN-SA2A-735-U-5MQ**

Issue Date: 3/3/2020

Test Information

Test Method: LM-79-08
Report Number: P382822
TEST IS SCALED FROM IESNA LM-79-08 TEST DATA (G2-1903-205-6)
Test Lab: INNOVATION CENTER
Issue Date: 3/3/2020
Manufacturer: COOPER LIGHTING SOLUTIONS (FORMERLY EATON)
Product Line: STREETWORKS
Catalog Number: GAN-SA2A-735-U-5MQ
Description: GALLEON AREA AND ROADWAY LUMINAIRE
(2) 70 CRI, 3500K, 615mA LIGHTSQUARES WITH 16 LEDS EACH AND TYPE V MEDIUM OPTICS
Light Source: -
Ballast/Driver: ELECTRONIC DRIVER

Summary

Lumens per Lamp: N/A
Luminaire Lumens: 9329.5 lumens
Efficiency: N/A
Efficacy: 141.4 lumens/watt
Luminous Opening: Rectangular (W 0.5' x L: 1' x H: 0')
IES Classification: Type V - Short
BUG Rating: B3 - U0 - G2

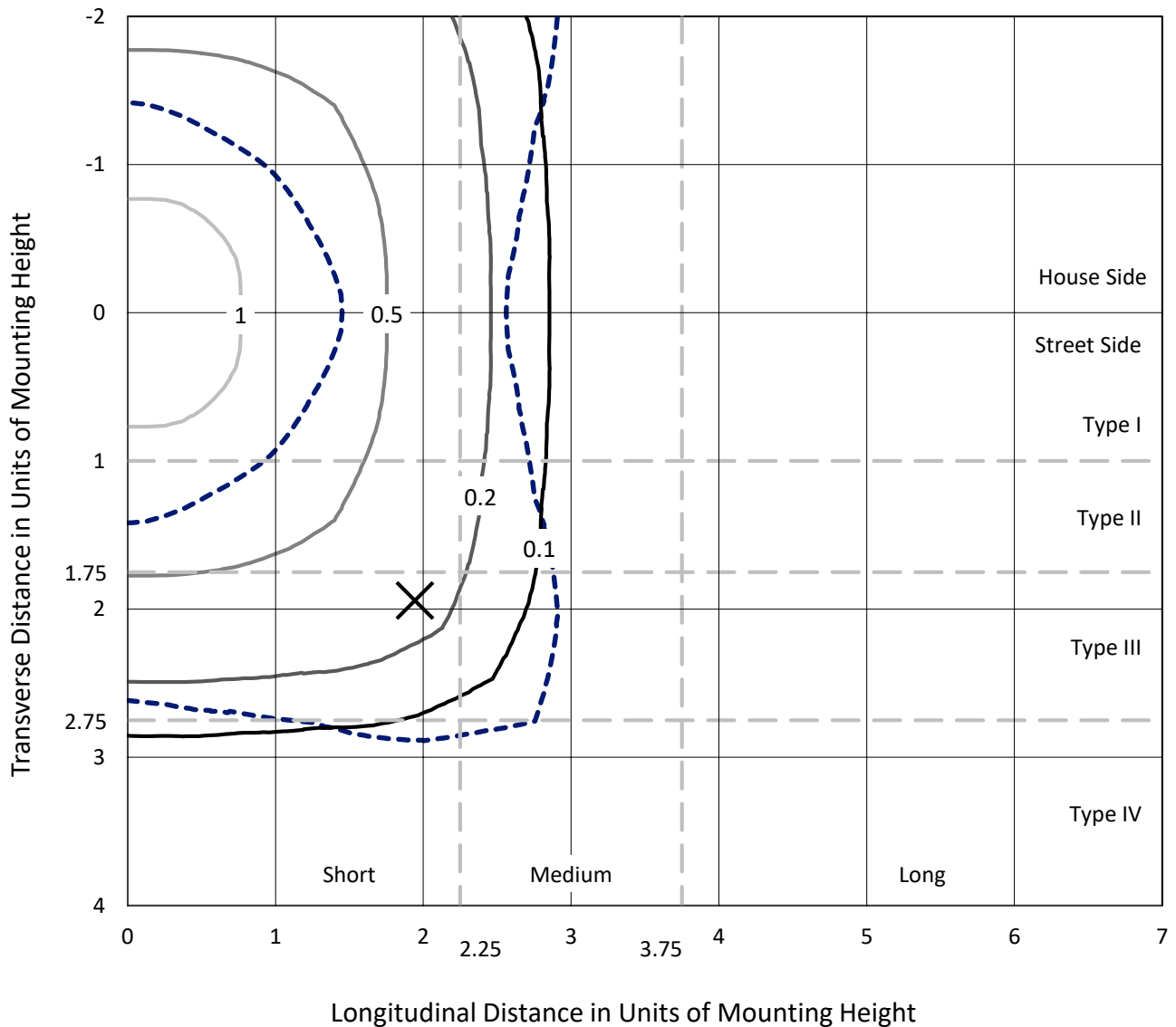
Input Watts (W): 66
Input Voltage (V): NR
Input Current (Ain): NR
Voltage Rise (V): NR
Power Factor: NR
Total Harmonic Distortion (THDi): NR
Frequency (hertz): 60
Stabilization Time: NR
Operation Time: NR
Ambient Temperature (°C): NR
Test Distance: 24 FT



REPORT NUMBER: P382822
 CATALOG NUMBER: GAN-SA2A-735-U-5MQ

Iso-Footcandle Lines of Horizontal Illumination

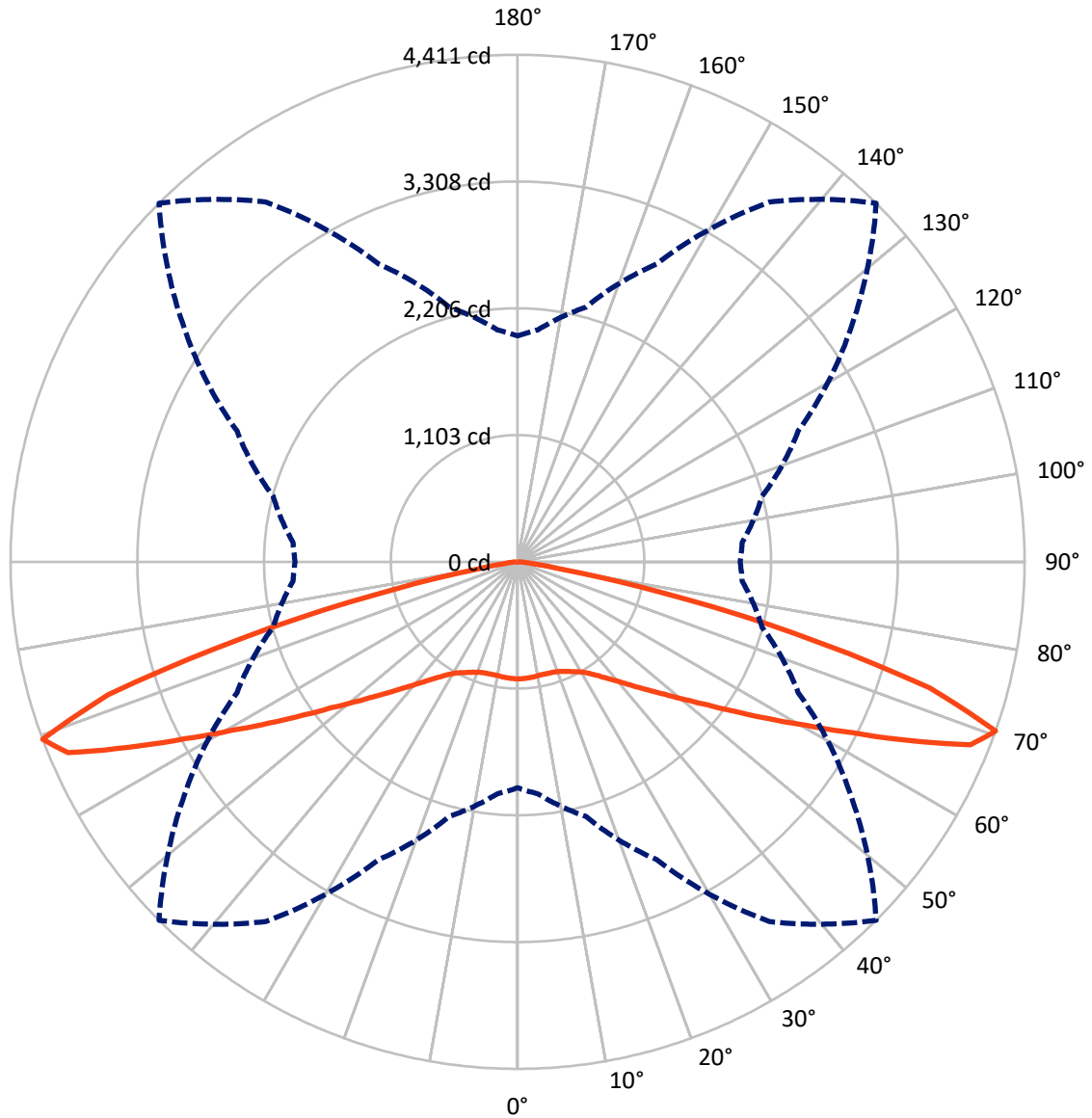
✕ Max cd
 - - - 1/2 Max cd



Based on 25 foot mounting height. Maximum calculated value = 1.6 fc
 Type V - Short - N/A

REPORT NUMBER: P382822
CATALOG NUMBER: GAN-SA2A-735-U-5MQ

Luminous Intensity Polar Plot



— Vertical Plane Through 45-Deg Lateral - - - Horizontal Cone Through 70-Deg Vertical

REPORT NUMBER: P382822
 CATALOG NUMBER: GAN-SA2A-735-U-5MQ

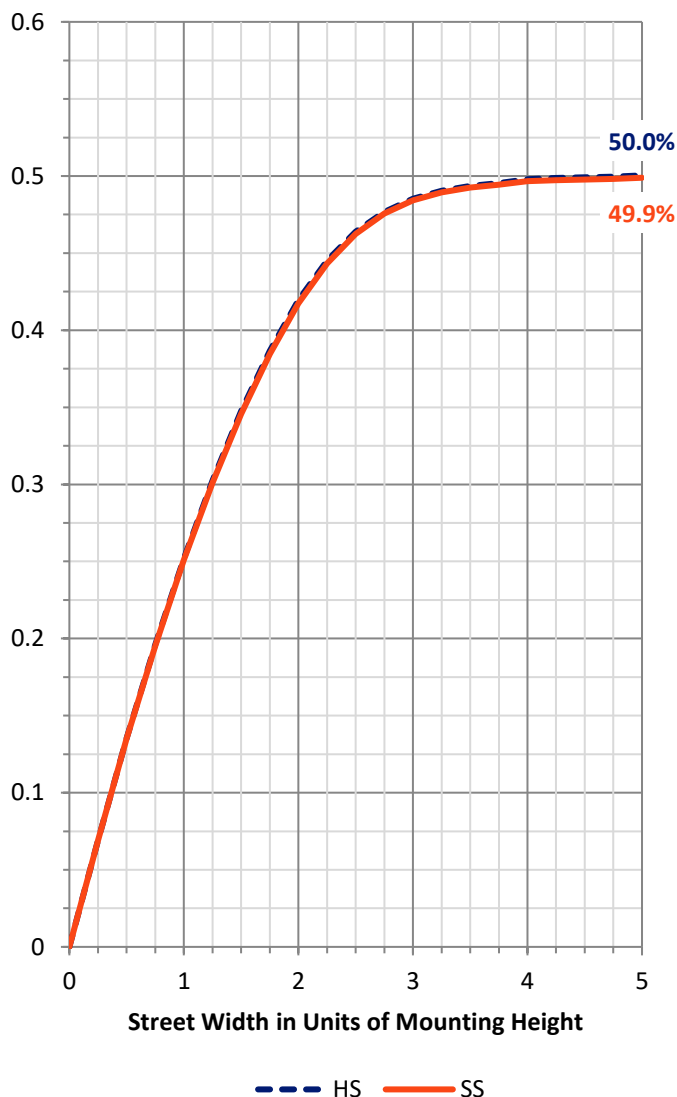
FLUX DISTRIBUTION:

		Downward	Upward	Total
House Side	Lumens	4664.7	0.0	4664.7
	% Fixture	50.0	0.0	50.0
Street Side	Lumens	4664.7	0.0	4664.7
	% Fixture	50.0	0.0	50.0
Total	Lumens	9329.5	0.0	9329.5
	% Fixture	100.0	0.0	100.0

ZONAL LUMENS:

Zone	Lumens	% Fixture
0°-10°	96.5	1.0
10°-20°	283.3	3.0
20°-30°	482.3	5.2
30°-40°	764.9	8.2
40°-50°	1244.7	13.3
50°-60°	2052.3	22.0
60°-70°	3012.8	32.3
70°-80°	1332.3	14.3
80°-90°	60.3	0.6
90°-100°	0.0	0.0
100°-110°	0.0	0.0
110°-120°	0.0	0.0
120°-130°	0.0	0.0
130°-140°	0.0	0.0
140°-150°	0.0	0.0
150°-160°	0.0	0.0
160°-170°	0.0	0.0
170°-180°	0.0	0.0
0°-90°	9329.5	100.0
0°-180°	9329.5	100.0

Coefficient of Utilization



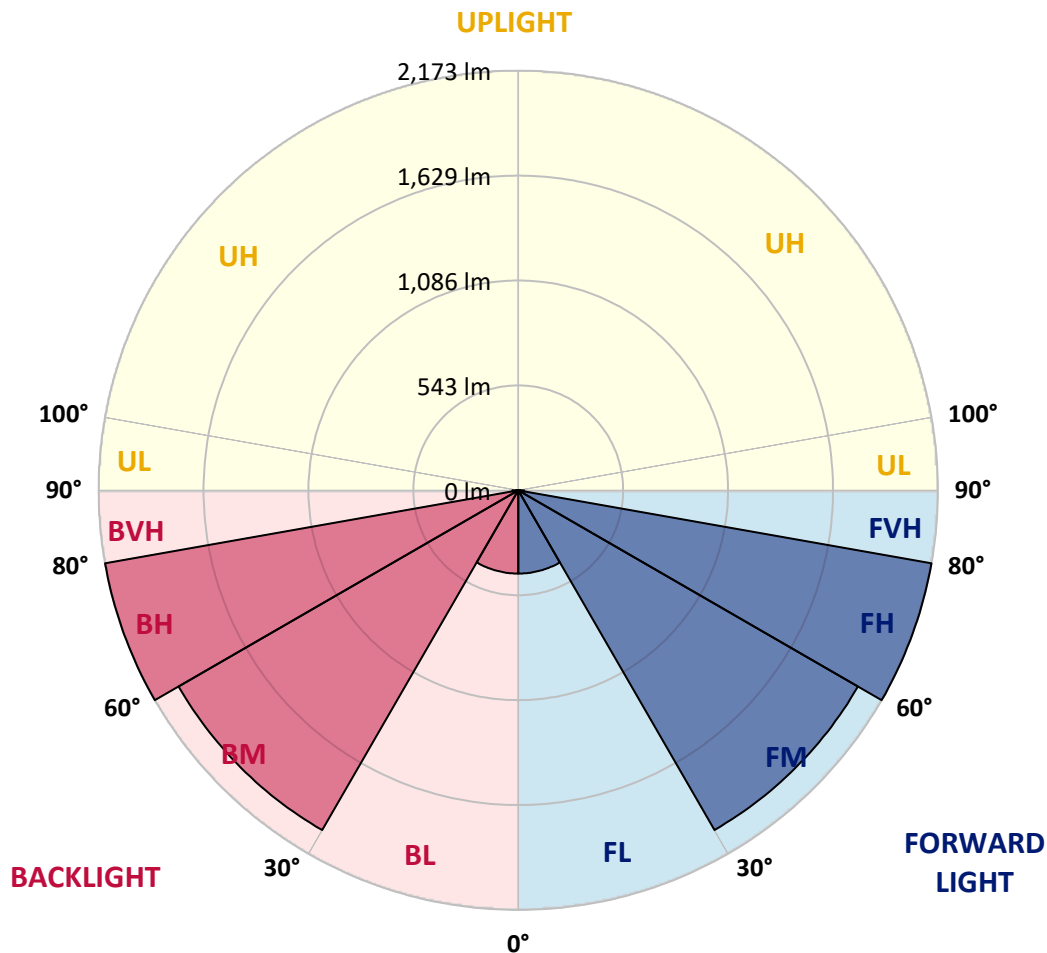
REPORT NUMBER: P382822
 CATALOG NUMBER: GAN-SA2A-735-U-5MQ

LUMINAIRE CLASSIFICATION SYSTEM LUMEN TABLE AND BUG RATING:

Zone	Lumens	% Fixture	Zone Rating/Lumen Limit		
			B	U	G
FL (0°-30°)	431.0	4.6			
FM (30°-60°)	2031.0	21.8			
FH (60°-80°)	2172.6	23.3			G2/5000
FVH (80°-90°)	30.2	0.3			G1/100
BL (0°-30°)	431.0	4.6	B1/500		
BM (30°-60°)	2031.0	21.8	B2/2500		
BH (60°-80°)	2172.6	23.3	B3/2500		G2/5000
BVH (80°-90°)	30.2	0.3			G1/100
UL (90°-100°)	0.0	0.0		U0/0	
UH (100°-180°)	0.0	0.0		U0/0	

BUG Rating: B3-U0-G2

Type V Short





REPORT NUMBER: P382822

CATALOG NUMBER: GAN-SA2A-735-U-5MQ

CANDELA DISTRIBUTION (FULL):

	0°	5°	15°	25°	35°	45°	55°	65°	75°	85°	90°
0°	1018.9	1018.9	1018.9	1018.9	1018.9	1018.9	1018.9	1018.9	1018.9	1018.9	1018.9
2.5°	1017.3	1016.4	1018.6	1018.3	1016.4	1016.8	1016.8	1017.7	1017.7	1017.1	1017.1
5°	1013.7	1013.1	1015.5	1015.5	1013.7	1014.3	1014.9	1015.9	1015.5	1014.9	1014.6
7.5°	1009.1	1008.8	1011.2	1011.2	1010.0	1010.5	1010.0	1010.3	1009.7	1009.1	1008.1
10°	1001.3	1002.0	1004.1	1004.7	1004.7	1005.0	1004.4	1002.9	1002.0	1001.0	1000.1
12.5°	994.2	993.9	997.0	998.5	1001.0	1003.8	1002.0	997.6	995.7	993.9	993.3
15°	989.6	989.9	993.0	995.7	1000.1	1006.0	1003.8	997.0	993.3	991.2	990.5
17.5°	988.7	989.3	993.3	998.2	1002.9	1009.3	1008.1	1001.3	995.2	991.2	990.2
20°	990.8	991.2	997.3	1004.4	1012.4	1018.6	1015.9	1008.4	1000.1	993.9	992.4
22.5°	994.8	996.1	1003.8	1014.9	1027.2	1035.6	1032.2	1019.6	1006.5	998.8	996.7
25°	1007.5	1007.8	1018.3	1033.5	1048.3	1057.9	1053.8	1035.9	1019.2	1010.5	1007.8
27.5°	1033.7	1034.7	1045.2	1062.8	1075.4	1081.6	1079.1	1064.6	1050.4	1041.2	1042.1
30°	1071.7	1073.0	1084.7	1104.2	1111.9	1113.4	1112.8	1106.0	1093.0	1080.7	1081.6
32.5°	1118.0	1118.7	1134.4	1152.0	1158.2	1159.4	1158.2	1152.0	1136.6	1119.9	1120.8
35°	1177.7	1179.4	1194.6	1211.6	1216.5	1219.0	1216.9	1208.8	1192.8	1176.4	1175.8
37.5°	1251.1	1251.4	1267.2	1284.8	1290.9	1291.6	1289.1	1283.9	1263.7	1248.9	1248.0
40°	1336.3	1337.6	1356.1	1375.0	1377.4	1374.6	1378.0	1375.0	1354.3	1337.2	1340.0
42.5°	1440.1	1442.9	1465.0	1483.6	1476.5	1474.9	1477.2	1478.1	1461.4	1440.7	1438.9
45°	1560.8	1563.2	1591.1	1605.9	1601.2	1591.1	1595.4	1602.8	1579.6	1554.0	1556.5
47.5°	1698.5	1704.7	1734.4	1748.2	1736.8	1722.9	1731.3	1742.4	1715.2	1683.4	1681.8
50°	1851.6	1859.4	1898.9	1918.3	1907.0	1881.3	1895.2	1902.6	1863.4	1822.3	1818.9
52.5°	2015.0	2022.7	2072.4	2112.6	2105.1	2065.3	2084.8	2077.1	2032.0	1976.7	1972.4
55°	2199.9	2203.0	2256.8	2321.6	2329.0	2299.7	2298.4	2285.7	2219.1	2155.1	2152.1
57.5°	2390.2	2392.3	2461.8	2538.4	2573.2	2573.2	2538.7	2511.8	2423.1	2349.1	2341.4
60°	2595.5	2603.2	2680.1	2784.1	2865.6	2889.8	2828.6	2755.4	2659.1	2568.6	2559.6
62.5°	2778.2	2787.2	2904.8	3059.9	3190.7	3278.5	3129.0	3009.8	2834.4	2689.4	2672.3
65°	2801.4	2825.5	2996.9	3277.6	3570.5	3745.7	3459.1	3165.5	2845.9	2644.3	2627.0
67.5°	2558.4	2599.2	2830.8	3267.7	3873.1	4248.9	3669.9	3076.5	2640.8	2417.9	2398.8
70°	1965.9	2025.2	2292.3	2858.3	3820.9	4411.0	3537.8	2693.4	2201.8	1961.9	1935.0
72.5°	1078.5	1102.9	1343.1	1957.3	3063.2	3748.4	2950.9	1991.6	1460.1	1188.1	1143.0
75°	342.1	350.7	473.0	800.9	1732.8	2482.8	1874.5	977.6	538.2	396.7	392.1
77.5°	151.9	152.9	171.0	233.7	596.8	1257.9	716.9	266.1	183.4	160.2	165.5
80°	96.0	96.0	105.9	115.8	162.4	365.3	193.9	126.6	108.1	100.3	102.5
82.5°	46.0	51.0	68.8	74.1	89.2	122.9	99.4	82.7	72.3	53.8	50.0
85°	30.3	25.3	43.5	49.1	51.9	59.0	57.8	54.7	47.2	26.8	30.0
87.5°	13.6	12.9	22.5	20.7	19.5	14.8	22.3	27.5	26.5	13.3	13.3
90°	0.0	0.0	0.0	0.0	0.0	0.0	0.0	0.0	0.0	0.0	0.0

(END OF REPORT)